

# FRAMCOLOR Eclectic CARE

✓ COLORE SENZA AMMONIACA

✓ Fino al 100% di copertura dei capelli bianchi

✓ Risultati naturali e delicati contrasti

✓ Potere schiarente fino a 3 livelli

✓ Effetto anti-age (AGE-PREVENTION TECHNOLOGY)

✓ Infinite possibilità di miscela con Framcolor Eclectic demi-permanente

NATURAL	GOLD	ORANGE	RED	BEIGE	CHOCOLATE	COFFEE	ASHES	PEARL	COOL BROWN	PURPLE
---------	------	--------	-----	-------	-----------	--------	-------	-------	------------	--------


Livello

10



10.61  
Biondo argento

9



9  
Biondo chiarissimo



9.3  
Biondo oro chiarissimo




9.16  
Biondo perla


8




8  
Biondo chiaro




8.4  
Biondo rame chiaro



8.363  
Biondo chiaro beige caldo




8.262  
Biondo chiaro beige freddo



8.24  
Cioccolato al latte



8.25  
Biondo chiaro caffè




8.1  
Biondo chiaro cenere


7




7  
Biondo medio



7.3  
Biondo oro medio



7.4  
Biondo rame medio




7.24  
Cioccolato medio



7.25  
Biondo medio caffè



7.1  
Biondo medio cenere




7.26  
Biondo medio freddo


6



6  
Biondo scuro




6.3  
Biondo oro scuro




6.4  
Biondo rame scuro



6.5  
Rosso vibrante




6.24  
Cioccolato scuro



6.25  
Biondo scuro caffè



6.1  
Biondo scuro cenere




6.12  
Biondo scuro freddo


5




5  
Cartano chiaro



5.5  
Rosso fuoco



5.24  
Cioccolato fondente



5.25  
Cartano chiaro caffè



5.6  
Viola intenso


4



4  
Cartano medio



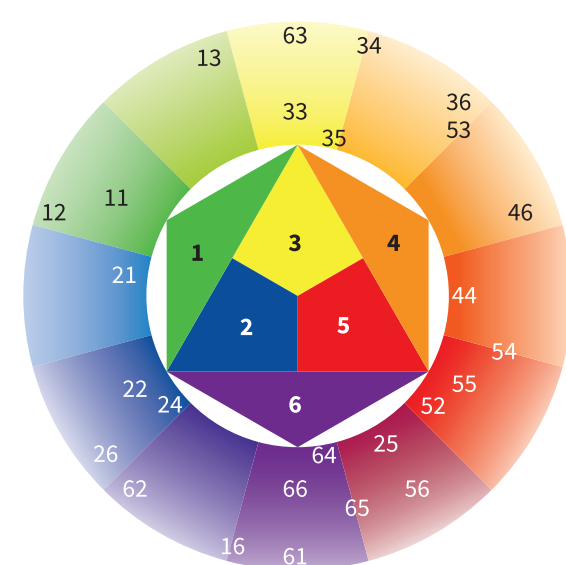
4.25  
Cartano medio caffè



4.6  
Viola profondo



4.26  
Viola blu



### MODALITÀ D'USO:

- Preparare la miscela colore al momento dell'uso.
- L'ossidante con cui va diluito FRAMCOLOR ECLECTIC CARE per preparare la miscela colorante può essere: FRAMESI PROFESSIONAL ACTIVATOR.
- Il rapporto tra FRAMCOLOR ECLECTIC CARE e l'ossidante deve essere sempre di 1:2.
- La scelta dei volumi dell'ossidante è in funzione del risultato.
- I tempi di posa sono 35 minuti per tutte le nuance.

